



BARRON HIGH SCHOOL

SENIOR EXPOSITION

HANDBOOK

*The mission of the Barron Area School District is to ensure
all students reach their dreams
while making a positive impact on the world.*

PURPOSE OF THE SENIOR EXPOSITION

The purpose of the Senior Exposition is for each student to present a collection of materials that reflects the student's academic progress, personal development, future aspirations and dreams.

This experience can enhance student's abilities to enter into the larger world with skills and confidence. Senior expositions can help with:

 **Applications for schools and scholarships**

 **Job applications and interviews**

 **Personal reflection in decision-making**

 **Developing organizational skills**

 **Methods for marketing oneself**

 **Communicating effectively in a variety of situations**

 **Highlighting individual interests**

 **Developing presentation skills**



Senior Portfolio Requirements

Name: _____

- Title Page
- Table of Contents

Personal

- Personal Narrative/Introduction
- Personal Goal
- Personal Goal Measurement and Reflection
- Community Service (can include peer helping tasks/coaching/mentoring/etc.)
- Activities Summary

Academic

- High School Transcript (optional)
- Academic Goal
- Academic Goal Measurement and Reflection
- 2 Work Samples with Reflections

Career

- XELLO Requirements Complete
- Showcase a Career Exploration (Show research and reflection of your future career/secondary plan)
- Cover Letter
- Resume (with 3 professional references included)
- Two Letters of Recommendation
- Formal Thank You Letter (strongly recommended to write one to your Senior Exposition Evaluators)

Strength/Interests: Examples on the back. Please write your 3 additional items on the lines below:

- _____
- _____
- _____

Timeline of Success-Showcase 2 areas of improvement over your years at BHS. This could be academically, job related, sport or club related, community based or personal. Please write the items below.

- _____
- _____

Homeroom Teacher Signature _____

EXAMPLES OF STRENGTH/INTEREST ITEMS

Five Year Plan (next steps after graduation)

Test Results (ACT, PSAT, ASVAB, etc.)

College Visit Summary and Reflection

Application to post-secondary school

College Entrance/Scholarship Essay

Technology skills-demonstration of computer skills (with reflection)

Critiques of workshops attended (with reflection)

Hurdles overcome-something accomplished that was especially difficult (with reflection)

Project with photo documentation (with reflection)

Personal reflections on:

- My individuality, what makes me special and worth knowing
- Friends and/or family
- Favorite people, places, and/or activities/interests
- Significant events and/or people who make a difference to me
- Job shadow and/or class shadow
- Work/volunteer experience

Awards and honors with reflections

Performance appraisals, evaluations

Attendance records, certificates

List of skills learned from work experience

On-the-job photo(s) with caption(s)

Co-curricular section (FFA, Student Senate, FCCLA, etc.)

Sports section (showcase your growth/involvement/strengths)

Involvement in youth organizations (i.e. 4-H, mission trips, etc.)

Showcase of strengths (art portfolio, tech-ed portfolio, graphic design, etc.)

Senior Exposition Guidelines

Greetings and Introductions

- Go into this 100% prepared
- Enter the room with confidence
- Make eye contact
- Say hello
- Shake hands (if appropriate)
- Exchange introductions



Presentation of Portfolio/Exposition

(Your presentation should showcase your strengths, dreams, and passions in life. Choose your format to represent who you are, your goals and dreams, and how you have grown through High School.)

- Be creative
- Show the audience who you are
- Market yourself
- Showcase your ACP Portfolio
- Share your strengths
- Express what you are proud of (in the order of your choice)
- Answer the potential questions of the Exposition
- Demonstrate your talents

Closing and Appreciation

- Conclude your presentation
- Restate your name
- Show appreciation for the evaluators
- Say "Thank You" for their time and evaluation
 - Give or send a written formal thank you -- strongly recommended

Senior Exposition Tips

Do:

Be early

Shake hands with the interviewers (at the beginning and end of the interview)

Turn off any electronic device before entering the interview

Review and practice your portfolio before your interview

Plan ahead

Think about the questions

Practice your answers

Practice good grammar

Arrive clean and well-groomed

Dress professionally (conservative is always best)

Be confident and believe in yourself

Smile

Be yourself

Stand up straight and have good posture

Use appropriate eye contact

Listen carefully and be polite

Be honest

Thank the interviewers for their time

Give a written thank you to the interviewers following the event (We strongly suggest your formal thank you letter be written to your portfolio evaluators)

Don't:

Be late

Look sloppy

Pour on the cologne

Lie

Chew gum or bite nails
















Interrupt

Talk in negative or critical terms

Wear jeans, t-shirts, tennis shoes, short skirts or revealing tops

Use slang

SAMPLE EXPOSITION QUESTIONS

-  Do you have a history of good attendance?
-  Tell me more about why you chose those individuals for your references and letters of recommendation?
-  What are you most proud of that they (letter-writers) said about you?
-  Do you have documentation of involvement of co-curricular activities in and outside of the classroom?
-  What portfolio entries are you particularly proud of?
-  Describe the portfolio entries that you see as being the most important.
-  What have you learned about yourself by putting this portfolio together?
-  What have you done to make this portfolio unique as a reflection of who you are?
-  Can you discuss your personal growth during your high school years?
-  How can your portfolio be a valuable tool and used in the future?
-  What are your strongest qualities or greatest assets?
-  What are your weakest areas, which need improvement?
-  What are people skills and why are they important?
-  What documentation do you have of volunteerism and/or community service?
-  Where do you see yourself in five years

Senior Exposition Checklist

_____ I have completed, proofread, and edited my ACP/Portfolio.

_____ I have completed the Senior ACP/Portfolio Requirement sheet.

_____ I have had my Homeroom Teacher sign my ACP/Portfolio Requirement Sheet.

_____ I have read this Senior Exposition Handbook thoroughly.

_____ I have built a Senior Exposition presentation to showcase my ACP Portfolio and myself

_____ I have prepared answers to the “Sample Questions” and incorporated them in my presentation.

_____ I have practiced my Senior Exposition presentation.

_____ I have set my Senior Exposition date.

My Signature (indicating I am ready to enter my Senior Exposition.)



Senior Exposition Make-Up Proposal

Senior Expositions will take place in April for seniors as needed for graduation requirements. Students will have one opportunity to be re-evaluated on their ACP Portfolios if they are not accepted the first time. For the students who fail to meet the requirements, the following class will be available.

1. Students will report to assigned dates of summer school to evaluate the status of their portfolio, create a plan to meet the requirements, work on the portfolio, and plan the exposition.

This class will focus on portfolio development, job skills, community service, and presentation skills. Offering this class will help to ensure that all students reach their dreams while making a positive impact on the world.